



FIRAYALAL PUBLIC SCHOOL, RANCHI

Grade- JOYFUL JUNIOR

Module-I/I

SUBJECT-English

CHAPTER NAME - Alphabets

TOPIC: Alphabets

Link-1) Alphabets <http://youtu.be/ih5MZuCQNa4>

2)Poem. <http://youtu.be/hq3yfQnllfQ>

NOTE:- Any query related to link and content, text us on the given e-mail-

fpsprincipal2020@gmail.com

Please find herewith the web links of the chapters along with the written assignment we wish you to cover up by the end of this break. The entire assignment will form a part of your subject enrichment assessment and needs to be done in home-work copy. This assignment will be a part of subject enrichment. In case of any clarification please feel free to get in touch with your subject teachers, once the school reopens or else mail it to principal@firayalalpublicschool.com

TUTORIALS:-

Welcome Parents

Teach your kids Alphabets with Basic strokes

If we follow the basic method we can easily teach them.

These are the basic strokes

1) Slanting line




2) Sleeping line



3) Standing line



4) Curved line



- 1) Write A to Z capital.
- 2) Write A a two page.
- 3) Learn alphabetic rhymes the link has been given above.

Thankyou.

LEARNING OUTCOME:-

After studying this topic, students will be able to:



इस अक्षर को सीखने के बाद, छात्र लिखने और समझने में सक्षम होंगे।



FIRAYALAL PUBLIC SCHOOL, RANCHI

Grade- Joyful junior

SUBJECT-Maths

CHAPTER NAME - Write numbers from 1 TO 10

TOPIC: NUMBER 1 TO 10

Link- 1) Number song - <https://youtu.be/fHqjNHxmB7c>

Please find herewith the web links of the chapters along with the written assignment we wish you to cover up by the end of this break. The entire assignment will form a part of your subject enrichment assessment and needs to be done in home-work copy. This assignment will be a part of subject enrichment. In case of any clarification please feel free to get in touch with your subject teachers, once the school reopens or else mail it to principal@firayalalpublicschool.com

TUTORIALS:-

1) Write numbers from 1 to 10:

Trace Numbers (1-10)































1	1	1	1	1	1
2	2	2	2	2	2
3	3	3	3	3	3
4	4	4	4	4	4
5	5	5	5	5	5
6	6	6	6	6	6
7	7	7	7	7	7
8	8	8	8	8	8
9	9	9	9	9	9
10	10	10	10	10	10

2) Count and colour the pieces:

Name _____ Score _____

Count & Color

Read aloud each number. Color as many picture(s) as you read.

4						
1						
3						
5						
2						

Practice this in your maths copy.

LEARNING OUTCOME:-

Children start learning numeracy skills from the time they're born for example, when you encourage child to count fingers toes and toy, recognise numbers, shapes and the colouring concept makes more clear to them.